



TECHNICAL DATASHEET

V. 22-09

SPILL TRAY - 90L

Ref. **LABR90CNEWMP056F**

Product information:

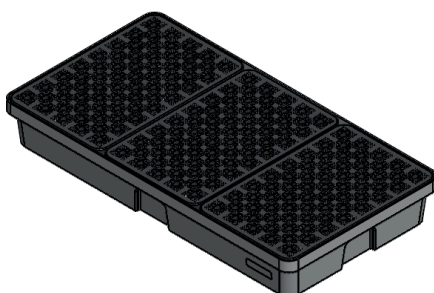
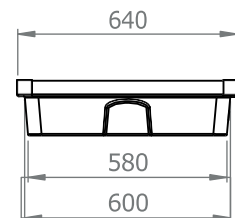
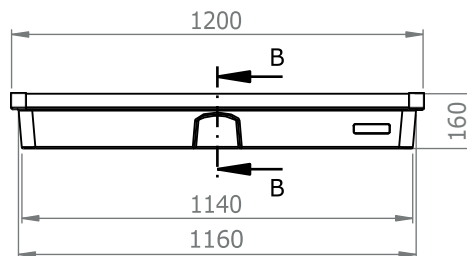
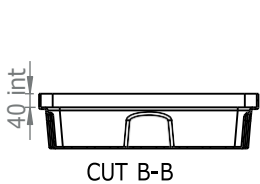
100% HDPE with grate, flat bottom.
Removable grate, non-slip surface.
Ergonomic and an esthetic design, useable in laboratory or schools.
Modern design with an ergonomic aspect.
Side handles included.

Technical information:

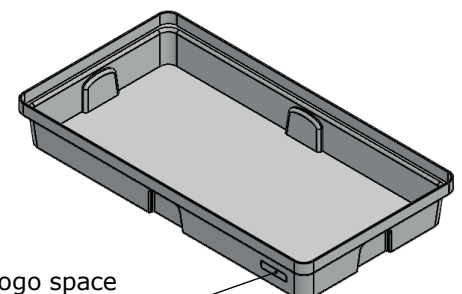
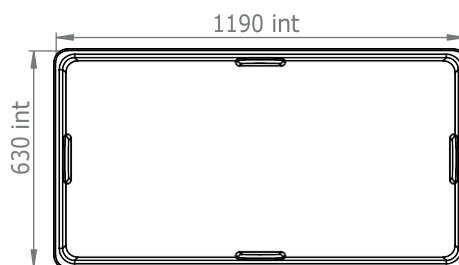
Dimensions (L x w x h): 1200 x 640 x 160 mm
Grate dim. (L x w): 1176 x 622 mm
Sump capacity with grate: 90 L
Sump capacity without grate: 100 L
Load capacity: 200 kg
Finish: Grey (MP00056)



DRAWINGS



Labo réten 90L (with grate)



Labo réten 100L (without grate)